







# Year 3 Egyptian Homework Project



Complete at least one activity from each row (going across ⇔). The latest date for sharing your four homework tasks is **Monday 23<sup>rd</sup> March**.

<p><b>Diary of a Pharaoh</b> Imagine you are a pharaoh living in Egyptian times. Write a diary entry about your life. Write in paragraphs!</p> 	<p><b>Diary of an Egyptian slave</b> Imagine you are working to build the pyramids. Write a diary entry about your working day. Challenge: use interesting adjectives and adverbs.</p> 	<p><b>Time travelling story</b> Make up a story about a child travelling back in time to the Egyptian Age. Make sure your story has got an introduction, build up, problem, resolution and ending. Add as much historical detail as possible to make your time travel convincing. Does your character end up living in a royal palace? Or in the desert? What does he/she get up to in Egyptian times, and do they manage to get back to 2020?</p> 
<p><b>Egyptian Palace</b> Sketch/draw an Egyptian palace adding as much detail as possible.</p> <p>Challenge: Use your pencil to add shade and texture?</p>	<p><b>An idea of your own based on the Egyptians</b></p> 	<p><b>Soldier's Camp</b> Create an Egyptian soldier's camp adding as much detail as possible.</p> <p>Challenge: use different media e.g: wax crayons, oil pastels, paint, collage.</p>
<p><b>Hieroglyphs</b> Can you create your own hieroglyphic code? Challenge: write a secret message to a friend.</p> 	<p><b>Cartouche</b> Create your own cartouche. Give your hieroglyphic name the royal touch by drawing an oval around it like the one pictured. Called a cartouche, this sacred symbol was reserved for pharaohs, queens and important officials. Challenge: can you carve this into a bar of soap.</p> 	<p><b>Jewellery</b> The adage 'you can't take it with you' would have horrified wealthy Egyptians, who packed their tombs with their favourite jewellery. Create a piece of jewellery. You could use pasta, clay, plasticine, junk modelling. Challenge: make your jewellery as colourful as possible using authentic Egyptian colours (gold, red, green, blue)</p> 