



Year Two Weekly Newsletter

Week Ending: Friday 11th November 2022

Dear Parents and Carers,

Thank you for the tombola donations for the Friends Christmas faire. It is much appreciated.

Next week it is anti-bullying week and the theme this year is:

Reach Out. On Monday children can come into school wearing odd sock to show that it is OK to be different. On the **18th of November** there will be a non-school uniform day to think about Children In Need.

On the **24th of November** from **6pm** we would like to host to parents an information evening about how we teach maths in Year 2. We will be talking about different methods and a little bit about the end of year SATs. It would be lovely to see as many of you as possible. The meeting will take place in Mrs. Ban's classroom and parents are invited to enter the school building via the main reception.

As the weather gets wetter and muddier please ensure that your child has some spare clothes in their bag in case they need to get changed. Thank you

Literacy	Numeracy	Topic
Rewriting the story of Rama and Sita.	We will continue working with multiplication and recording it as repeated addition or arrays.	In PSHE we will be talking about our emotions. In RE we are learning about Divali. In Geography we will be comparing weather in Ely and weather in New Delhi. In Science we will learn about animals including humans, life cycles and animal offspring. In Art we will be making a Diva lamp using clay and paint to decorate it. In History we will explore the life of Gandhi and Mother Theresa. In PE we will learn basic tennis skills.


Homework

Please complete homework in the homework book and make sure your child hands it in no later than Wednesday each week. Marked books will be returned to them on Friday each week.


<p>Reading Please read with your child regularly and fill in the reading chart.</p>	<p>CLIC Learn-its Our learn-its are: 1X10=10 2X10=20 3X10=30 4X10=40</p>
<p>Spelling Children will have their next spelling test on Friday (11th of November). These are the words they will be tested on: put, pull, mouse, some, friends</p>	<p>Maths activity: Solve subtractions. 57-32= 84-51= 95-48= 74-26= 49-29= When we subtract, we always start with the biggest number first. Draw out the first number, then take away the second number by first taking away the ones, then the tens. If there are not enough ones, we will exchange a 10 into 10 ones. Please see the explanation pictures below.</p>

$$53 - 21 = 32$$

- ① draw out the first number (53).




- ② take away the second number, starting with 1 ones then 2 tens.



$$42 - 29 = 13$$

- ①
-

- ② → I haven't got 9 ones, only 2, so I exchange one of the tens into 10 ones



- ③ Now take away the ones, then tens
- \downarrow 9 ones \downarrow 2 tens

- ④ Count how much is left

Additional Homework Activities

These activities are optional, meaning that your child DOES NOT HAVE TO DO THEM, however they might enjoy doing them! If your child chooses to complete any of these, they can do them in their homework book.

1. Choose a favourite animal and draw and label its lifecycle.

2. Anti-bullying week takes place during the week beginning 14th November. Draw a child who is being bullied or a child who is bullying. Add thought bubbles to show what they are thinking and feeling.
3. Draw around your hand and create your own henna design. Different patterns symbolise different meanings, for example a bird means freedom and flowers mean joy and happiness. Write a sentence to explain what your pattern means.
4. We are learning about Mahatma Gandhi, who is famous for his words of wisdom. Research 'Gandhi quotes' and choose one with an adult. What do you think it means? How can we use it in our everyday lives?
5. Over a week, create your own weather chart. You could record the temperature as well as different types of weather. Can you think of symbols to show different kinds of weather?
6. Choose a capital city from the United Kingdom and make a poster filled with information about this place.