











To write detailed steps for instructions.



<p>Title</p> <p>Sub-headings</p>	<p>Can you add some adverbs to describe verbs?</p>  <p><i>slowly</i> <i>carefully</i></p>	<p>Have you shown chronological order with time adverbs?</p> <p>First... Next... A few minutes later... After that... Eventually... Finally... After... Before... As soon as, once...</p> 
<p>Introduction.</p> <p>Have you introduced your sandwich making task?</p> <p><i>I am going to make...</i></p>	<p>Have you extended some of your sentences with conjunctions?</p> <p>If ... When ... Before ... Once ... Although ... As soon as ...</p> <p>... because ... but ... unless ... until ... so that ... even if ...</p>  	<p>Read each sentence again. Does each sentence start with a capital letter? Does each sentence end with a full stop?</p> 
<p>Are your verbs imperative and straight to the point?</p> <div style="border: 1px solid red; padding: 5px; display: inline-block;"> <p>cut slice chop spread peel put</p> </div> 	<p>Adjectives</p> <p>Have you used adjectives to describe your sandwich and/or ingredients used?</p>	<p>Finally, have you presented your work with pride making it the BEST you can?</p>  

In 'The Boy Who Biked the World' Tom makes many banana sandwiches. What's your favourite sandwich? Do you think you could give specific instructions to someone so that they could make your sandwich?

Monday: First of all, you are going to remind yourselves what an imperative verb is. We used them when we wrote instructions for 'How to Wash a Woolly Mammoth.' Imperative verbs are the bossy verbs and are needed for instructions. Complete the Little Miss Bossy task.

Tuesday: Today would be a good day for you to have a go at making your chosen sandwich. It could be your favourite sandwich, it could be a sandwich for someone else, or it could be something new for you to try. You will need to make notes as you make it so that you remember what order to do things in.

Wednesday: Write your instructions. You will need a heading, then an introductory paragraph to show what you are going to make. Then you need to remember to use time adverbs as you set out your instructions. (First, next, then, meanwhile...) Don't forget those imperative verbs!

Thursday: Read your instructions to someone else and see if they can make your sandwich. They can only do exactly what you say, so you will soon find out if you have remembered to add all of the instructions! Prepare for some funny oops moments!

Friday: Now that you have made your sandwich, and tried to get someone else to make your sandwich, you will need to edit and improve your instructions to make sure they are complete.