



## Year Two Weekly Newsletter

Week Ending : Friday 7<sup>th</sup> May 2021

Dear Parents and Carers,

We are having quite a number of children arriving to school slightly late in the mornings. Please remember that cloak room doors now close at 8:45am.

<b>Literacy</b> We have continued with our work about The Great Fire of London. We have been looking at newspaper reports and trying to spot examples of conjunctions, contractions and adjectives. We have since been writing our own newspaper reports, as though we had gone back in time and were reporting on the disaster as it unfolded.	<b>Numeracy</b> We have continued to learn about money. We have been looking at pounds and pence and adding up amounts by counting the pounds first and then the pence.	<b>Topic</b> We have been covering the Relationships and Sex Education aspects of our PSHE curriculum. We have continued to enjoy P.E. especially since the weather has been so much nicer!
--	--	--

### Homework

<b>Reading</b> Please read with your child as often as possible and write any comments in the record book.	<b>CLIC Learn-its</b> Our learn-it's are: $5 + 9 = 14$ $6 + 9 = 15$ $1 \times 2 = 2$ $2 \times 2 = 4$
<b>Spelling</b> If your child is in Mrs Godfrey's group, their spellings are: coat, goat, road, snow, glow.  If your child is in Mrs Rose's group, their spellings are : chew, flew, glue, tissue, flute.  If your child is in Miss Jordan's group, their spellings are: people, water, again, half, money.  If your child is in Mr Killick's group their spellings are: money, parents, shiny, noisy, slimy.	<b>Literacy</b> Please complete the comprehension task below.


# Games From Around The World



All around the world, children play all sorts of different games. You don't need expensive games or lots of space to play a great game, just some imagination!


Play can be inside or outside, and you can play on your own or with lots of friends. Some games are calm and quiet, whilst others are very noisy! Some games like football, chess and jigsaw puzzles are popular in lots of countries so they have the same rules and equipment wherever they are played. But some games are only well known in certain countries.

Here are five games that children in different countries like to play:



### **Pilolo – from Ghana**

Pilolo is a hiding game using sticks, stones, coins or other small items. One child hides the objects. It's then a race for all the other players to find one of the hidden items and get back to the finish line first. You need quick eyes and quick feet for this game!



### **Statues – from Greece**

One child is 'it' and stands in the centre of a large space, counting loudly. The other players walk around waiting for that child to shout, 'statue'. When they hear this word, the players freeze like statues. Anyone who is moving is out. Then, the child who is 'it' tries to make the others laugh or move. The last player remaining as still as a statue is the winner and becomes the new 'it'. This game can be great for practising your balance if you are standing in an awkward position.

### **Oonch Neech – from Pakistan**

The name of this game means 'up down'. It involves lots of running around. Children have to be 'up' off the ground, such as on a chair, or 'down' where they must be touching the ground. One child is 'it' and has to catch the others. It uses up lots of energy and is great fun.



### **Kangaroo Skippyroo – from Australia**


In this game, one child pretends to be a sleeping kangaroo with its eyes shut. When a player touches the kangaroo's shoulder, the kangaroo has to guess who it is. This game is all about guessing.





### Pass the Parcel – from the United Kingdom

A parcel, covered in layers of paper, is passed from child to child to the sound of music. Whenever the music stops, the child holding the parcel removes one layer of paper and then passes the parcel on. The game stops when a lucky child removes the last piece of paper and wins the present inside. This game is often played at parties. Another person (usually an adult) is needed to start and stop the music during the game. This game is mainly about luck.



These questions are about **Games From Around the World**

(page 1)

1 Children around the world...

Tick **one**.

do not like playing games.

☐

only play one game.

☐

play many games.

☐

must have very expensive games.

☐

(page 1)

2 **Find** and **copy two** things that could be hidden in *Pilolo*.

1. \_\_\_\_\_

2. \_\_\_\_\_

(page 2)

- 3 Look at the *Statues* section.

Why is *Statues* a good name for this game?

---

(page 2)

- 4 What do the words *Oonch Neech* mean?

---

(pages 1-2)

- 5 One player does something different from the other players in all five games.

What are they doing differently in...

- (a) *Pilolo*?

---

- (b) *Kangaroo Skippyroo*?

---

(pages 1-3)

- 6 Draw **four** lines to match these games to what the text says you need to win each one.

<i>Oonch Neech</i>	energy
<i>Pilolo</i>	speed
<i>Statues</i>	luck
<i>Pass the Parcel</i>	balance

(pages 1-2)

- 7 Put ticks in the table to show which sentences are **true** and which are **false**.

Sentence	True	False
In <i>Pilolo</i> , players try to find hidden items.		
In <i>Statues</i> , one child shouts, 'freeze'.		
In <i>Oonch Neech</i> , players must stand very still.		
<i>Kangaroo Skippyroo</i> is a game all about luck.		

## Topic Homework Activities

These activities are optional, so you DO NOT HAVE TO do them with your child. However, you might enjoy doing some of them. If you do decide to complete any, we will be more than happy to mark them. 😊

1. In science, we have learned about different life cycles. Can you draw the life cycle of a creature you have imagined? Challenge yourself by labelling all the changes that happen to your creature - be imaginative!
2. In history, we are learning about the Great Fire of London. There is a famous song called 'London's Burning'. Can you learn this song and perform it to an adult? If you would like to share this with your class, please ask your teacher!
3. In school, we are learning about changes to our bodies as we grow up. Can you find a photo of you as a baby and take a photo of you now, and identify and label what has changed?
4. In geography, we are learning about continents and oceans. Log onto the internet with an adult and load this webpage: <https://www.dkfindout.com/uk/earth/continents/>. Can you discuss, with an adult, what differences you think there might be between the continents and the people, creatures and plants that live on the different continents?