




Writing a Playscript

Tommy (smiling sweetly) I've brought this for you Miss.

Teacher (clapping hands, excitedly) Ooooh an apple, thank you!



Write information in brackets before the piece of speech to guide the reader on how he or she should say their line, e.g. (nervously, quickly).

FIRST WITCH

Thrice the brinded cat hath mew'd.

SECOND WITCH

Thrice and once the hedge-pig whined.

THIRD WITCH


Harpier cries, "'Tis time, 'tis time."



The name of the character who is speaking
goes on the left hand side of the page.

Jack I thought you said he was friendly!

Screaming and running off stage, Peter looking over his shoulder as he runs.



Include short pieces of stage direction in the middle of your page.

Scene 2

A haunted house, night,
owls hooting.



Every time the setting of your play changes make
sure that you start a new scene.

Scene 4
House in the Forest

A house made of
gingerbread,
decorated with icing
and sweets.



At the start of each new scene describe the new
setting to the reader.

MUM (shouting upstairs) Alison, have
you done your homework yet?
Alison Urm ... nearly!




Use Elipsis (...) to show that a person is thinking or
stuttering. It can also be used to develop suspense.



The spoken parts in a play script do not have speech marks (unlike a novel).

Grandma

I am **not**, I
repeat **NOT**
ANGRY!



Some words should be written in a different font to
show that the reader has to emphasise that
particular word.

Characters

John, a young boy
Grandma, an old lady
Percy, a cat



At the beginning of a play script you should record the names of the characters that will appear in your play.