

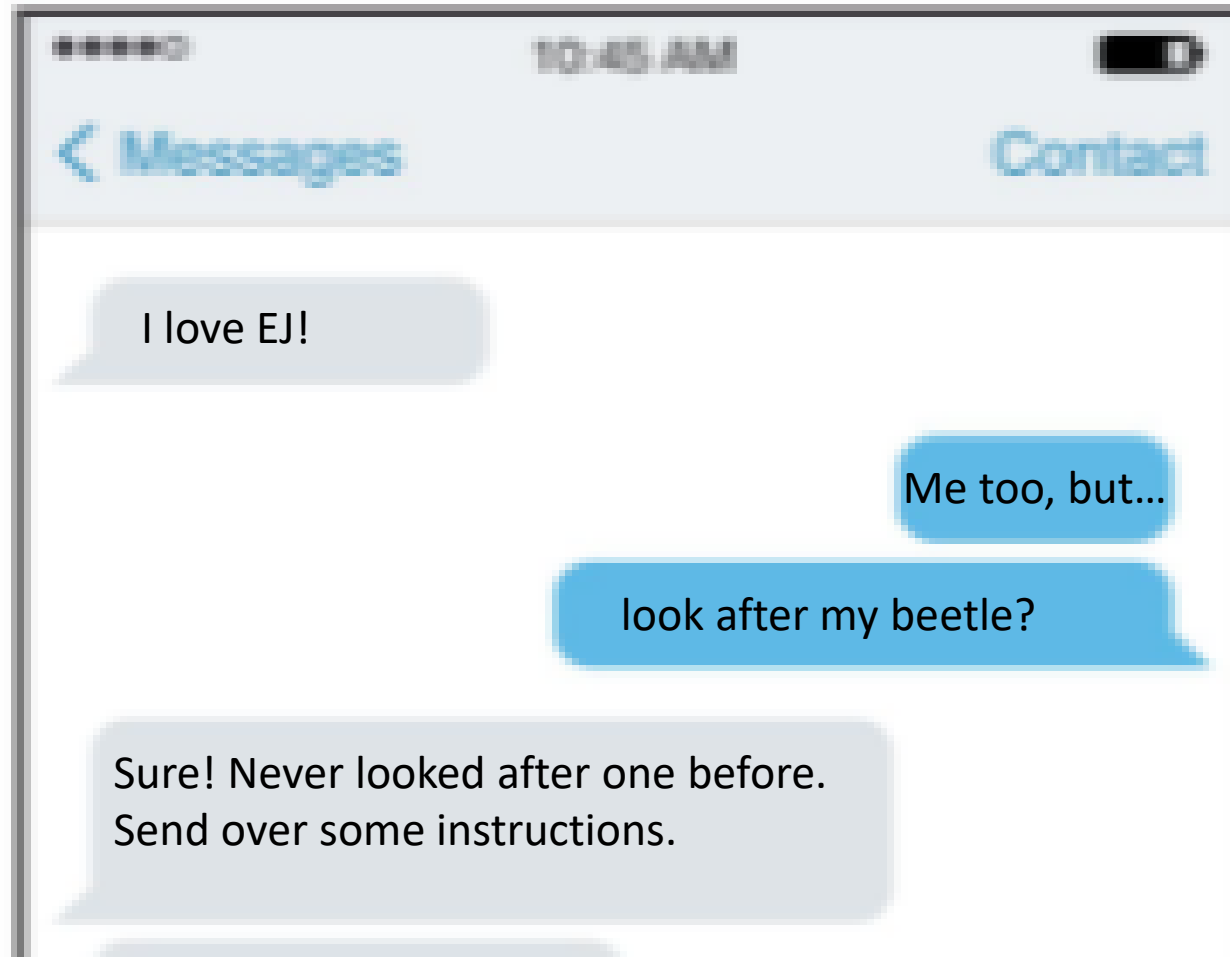


You are going on holiday. However, Hotel Sunshine doesn't allow pets! You need someone to look after your pride and joy. Time for some help...



ESJ Year 6
Group Chat



my pet beetle!



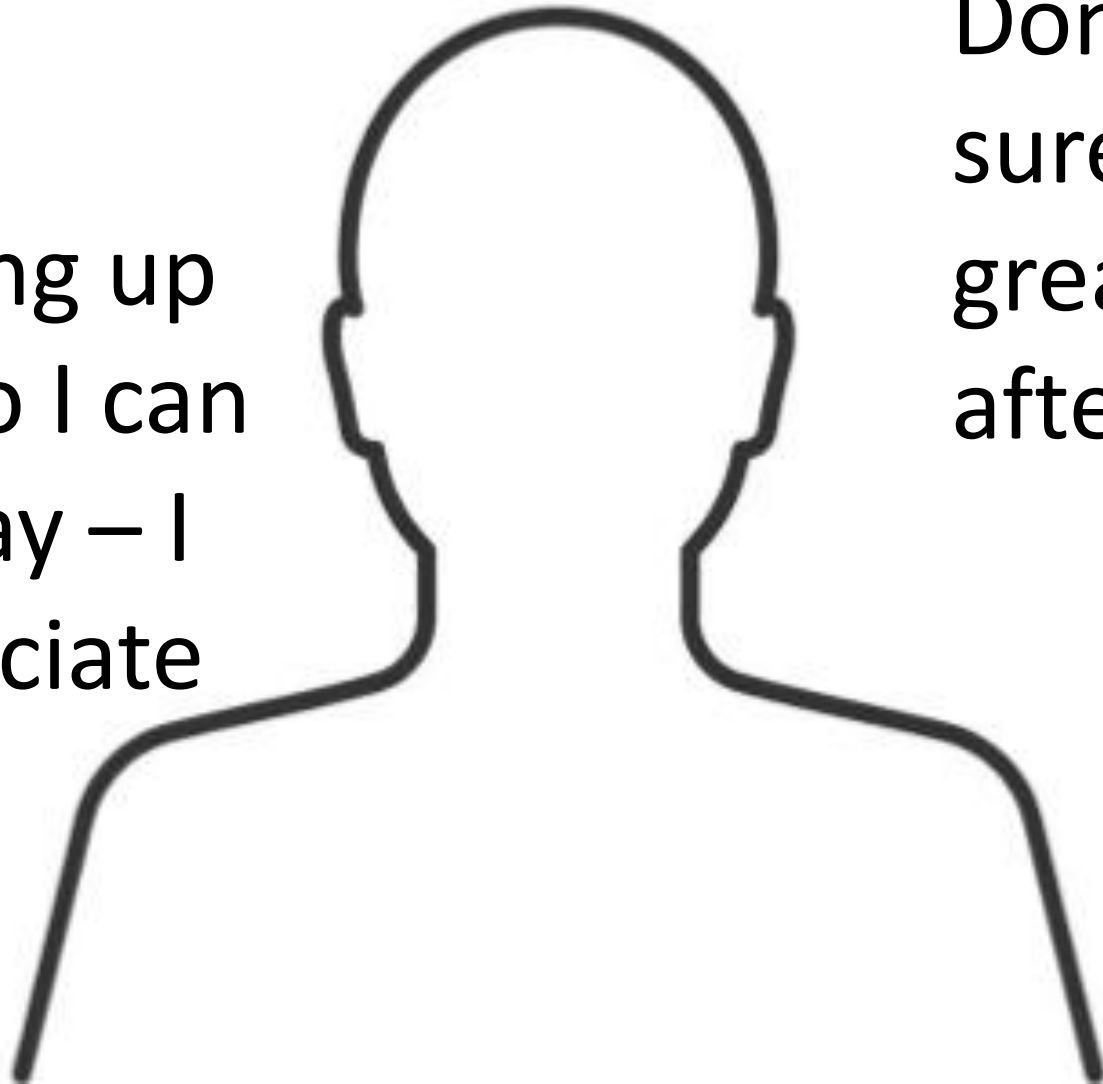
Thanks for
looking after my
pet beetle.

You are being very generous

You are giving up
your time so I can
go on holiday – I
really appreciate
that!

Don't worry – I'm
sure you will be
great at looking
after my beetle.

There's nothing
to worry about.




Thanks for
looking after my
pet beetle.

You are being very generous

Don't worry – I'm
sure you will be
great at looking
after my beetle.

You are giving up
your time so I can
go on holiday – I
really appreciate
that!



I'm not too
sure if I
trust you to
look after
my
precious
baby.

If anything happens to my beloved
pet our friendship is over!

All I care about is that my pet is OK!

There's nothing
to worry about.

Task Information

- Write a set of instructions.
- Your instructions will tell your friend how to look after your pet beetle.
- You are very protective over your beetle.
- You are very picky about your beetle's treatment.
- You need to be polite but demanding at the same time, or you might be threatening but with a smile; bossy but with manners; or encouraging but not sympathetic.
- You want the best time on holiday and the best treatment for your beetle. If your friend gets eaten or squirted with acid, it shouldn't have a negative effect on your beetle!

Grammar

- **Modal verbs** - your friend could, should, might do...
- **Passive voice** (Bossy and impersonal. Puts pressure on your friend)— food needs to be taken...; droppings are to be disposed off...; my beetle is very sensitive, so acid attacks are not to be made into a big deal
- **Commands** using the imperative voice: get, take, fetch...
- **Fronted adverbials** – Before feeding my beetle,...; After its treats...;
- **Synonyms** – my precious darling, my beloved insect, the reason for my happiness...

Punctuation

- A colon to introduce a list. e.g. You need to remember this when using a colon for a list: start with a complete statement, then add a colon and finally write your list.
- A colon to explain an opinion e.g. My beetle is very friendly: if she starts nipping you, it is because she likes you.
- A semi-colon for a longer list or a list of lists e.g. My beetle is green, black and orange; he has long fluffy antennae that are 2cm long; and he eats leaves, berries and smaller beetles.
- Comma for a fronted adverbial e.g. Before lunch, ...
- Question mark e.g. Would you like to be sad at night time? I wouldn't, so don't forget to sing a lullaby at bedtime until Crawly falls asleep.