


Numeracy/Maths:

Counting in 10's, 2's and 5's.

Day 1 : Counting in tens

Using a hundred square count forwards and backwards in 10's to 100. Talk through and calculate the problems below.


 How many birds are there altogether?



There are ____ birds in each tree.

There are ____ trees.

There are ____ birds altogether.

 How many flowers are there altogether?



There are ____ flowers in each bunch.

There are ____ bunches.

There are ____ flowers altogether.

Challenge - Can you design your own word problem?


Can you count in tens past 100?

Day 2: Children to build groups of objects in multiples of ten. E.g. straws, pencils, pens, buttons, lego bricks.

Practise counting the groups by counting in tens. Use a post it note to label the total.

Day 3: Practise counting in 2's up to 20 and 5's up to 50.

Challenge - Can you count backwards?

 Complete the sentences



There are ____ groups of ____ pencils.



There are ____ groups of ____ flowers.

Day 4: Children to build groups of objects in multiples of two. E.g. straws, pencils, pens, buttons, lego bricks.

Practise counting the groups by counting in twos. Use a post it note to label the total.

Challenge - Can you draw groups of objects in multiples of 2 and work out the total?

Day 5: Children to build groups of objects in multiples of five. E.g. straws, pencils, pens, buttons, lego bricks.

Practise counting the groups by counting in fives. Use a post it note to label the total.

Challenge – Can you draw groups of objects in multiples of 5 and work out the total?

Literacy:

Fairy Tales

Day 1: Read some examples of Fairy tales together. Discuss the characters, settings and props that are included in the story.

Day 2: What does a fairy tale need to include?

1. Setting (castles, woodlands, towers)
2. Magic/wonder
3. Characters (witches, princesses, princes, fairy godmothers, dragons etc.)
4. Happy ending.

Children to look at a fairy tale and spot/list the different characters from the story.

<https://www.youtube.com/watch?v=4XoyDyS1gg> Rapunzel

Day 3: Choose some characters from the stories you have read. Can you describe them using adjectives? E.g. Prince from Rapunzel – brave, bold, courageous, handsome, caring, kind, adventurous.

Choose your favourite character and draw a picture of him/her. Write adjectives around the outside of the picture to describe your character.

Day 4: What settings can you find in fairy tales? – E.g. castles, palaces, woodlands, towers, cottages.

Choose your favourite fairy tale setting. Draw a picture of it using coloured pencils or paint.

Day 5: Using your picture from yesterday can you write 5 to 6 sentences describing the setting. Remember to – Use capital letters, full stops and finger spaces.

Use effective adjectives (describing words).

Topic:

Please choose two of the following activities:

- **Science** – Look at and discuss the changing signs of spring. E.g. blossom on the trees, bulbs growing, singing birds/building nests, warmer temperatures. Draw a deciduous tree that is beginning to grow leaves and blossom. Label the parts of the tree.
- **Music** – In the hairy scary castle: <https://www.youtube.com/watch?v=mPXSrhcj7bs> Listen to the song about a Hairy Scary castle. Join in with the singing and add body percussion and actions to the words. You might find some objects that could make suitable sounds e.g. coins in a pot for rattling skeletons!
- **DT** – Have a look at different castles and their features. Make your own castle using different construction materials. Use polydron, duplo, lego or stickle bricks. Make sure the castle has a drawbridge, battlements, arrow slits, portcullis, moat etc.
- **ICT** – Use Purple mash to colour a castle using different materials and tools.
Log on to Purple mash using your username and password.
Select – Art, Paint projects, Castle, Launch App

