



## Year Two Weekly Newsletter

Week Ending: Friday 20<sup>th</sup> November

Dear Parents and Carers,

We had a rather strange start to the week didn't we?! Happily, the water was fixed quickly and the children were able to get back to their learning!

Every day this week we have been doing activities linked to Anti-Bullying. The children appear to have found this interesting and useful. Some children have been thinking about it quite deeply and have been asking further questions. Children might want to talk more at home, so it might be worth asking them what they have learned and whether or not they have questions.

We realise that this year is very different from previous years and that we cannot do a lot of the things that we normally would. Usually, at this time of year, we would be preparing for our Christmas Performance. We don't want the children to miss out on a chance to perform, so we are planning a little performance that we will be able to make into a video for you to enjoy at home. It won't be quite as long as usual and it will just be Year 2 on their own (as we are unable to mix our year group bubbles). However, we are looking forward to it and we will be asking for your help by sending in a costume for your child to wear in the video. We will soon let you know what their costume needs to be.

We do have one or two other festive ideas too! Watch this space! ☺

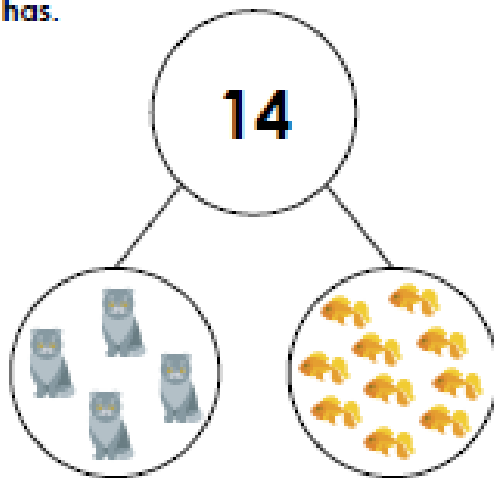
Literacy	Numeracy	Topic
We have continued to learn about Gandhi. We thought of questions that we would like to ask him if he was still alive today. We made sure that we used capital letters and question marks when we wrote our questions down. We put Gandhi in the 'hot seat', meaning that we took turns pretending to be him while other children asked questions.	This week we have continued to learn about addition and subtraction. We have been looking at adding and subtracting in ones and in tens and finding out how our hundred square can help us. We started to set out addition calculations vertically (the expanded column method).	In Art, we have been painting the Diya lamps that we made on Diwali morning. In Science, we continued to learn about humans and other animals. We also did lots of work for Anti-Bullying week.

### Homework

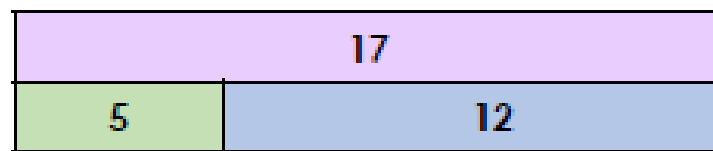
<b>Reading</b> Please read with your child as often as possible and write any comments in the record book.	<b>CLIC Learn-it's</b> $1 \times 10 = 10$ $2 \times 10 = 20$ $3 \times 10 = 30$ $4 \times 10 = 40$ $5 \times 10 = 50$
<b>Spelling</b> If your child is in Mr Killick's group, their spellings are – proud, write, right, wrong, knock.  If your child is in Miss Jordan's group, their spellings are – coat, goat, road, snow, glow.  If your child is in Mrs Rose's group, their spellings are – see, feel, meet, week, deep.	<b>Maths</b> Have a go at the addition and subtraction activity below.

## Fact Families

1. Evie has 14 pets. Using +, - and =, write the 4 calculations that show how many pets Evie has.



2. Use the bar model to complete the calculations below.



$$\boxed{12} + \boxed{\phantom{00}} = \boxed{17}$$

$$\boxed{5} + \boxed{\phantom{00}} = \boxed{17}$$

$$\boxed{\phantom{00}} - \boxed{5} = \boxed{\phantom{00}}$$

$$\boxed{\phantom{00}} - \boxed{12} = \boxed{\phantom{00}}$$

3. Choose two digit cards to complete the fact family. Complete the part-whole model to match.

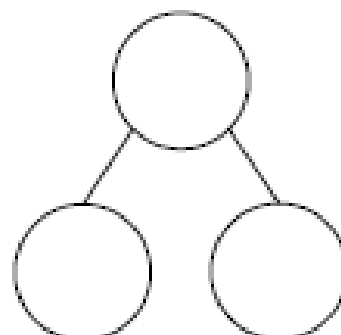


$$\boxed{\phantom{00}} + \boxed{\phantom{00}} = 16$$

$$\boxed{\phantom{00}} + \boxed{\phantom{00}} = 16$$

$$16 - \boxed{\phantom{00}} = \boxed{\phantom{00}}$$

$$16 - \boxed{\phantom{00}} = \boxed{\phantom{00}}$$



# Topic Homework Activities

These activities are optional, meaning that your child DOES NOT HAVE TO DO THEM, however they might enjoy doing them! If your child chooses to complete any of these, they can do them in their homework book and teachers will happily mark them 😊

Each week, choose a homework activity to complete. Some of the tasks could be done by yourself, some will need an adult to help you.

1. Choose a favourite animal and draw and label its lifecycle.
2. Anti-bullying week takes place during the week beginning 16<sup>th</sup> November. Draw a child who is being bullied or a child who is bullying. Add thought bubbles to show what they are thinking and feeling.
3. Draw around your hand and create your own henna design. Different patterns symbolise different meanings, for example a bird means freedom and flowers mean joy and happiness. Write a sentence to explain what your pattern means.
4. We are learning about Mahatma Gandhi, who is famous for his words of wisdom. Research 'Gandhi quotes' and choose one with an adult. What do you think it means? How can we use it in our everyday lives?
5. Over a week, create your own weather chart. You could record the temperature as well as different types of weather. Can you think of symbols to show different kinds of weather?
6. Choose a capital city from the United Kingdom and make a poster filled with information about this place.

