



## Year Two Weekly Newsletter

Week Ending : Friday 23rd April 2021

Dear Parents and Carers,

We've had another busy week in Year 2!

Although it is still quite early in the year, we are starting to see a bit more sunshine, so it is worth mentioning sun cream. Once the weather gets hot, you might want your child to wear sun cream. Please remember that this should be applied at home, before children come to school. Sometimes parents feel that their child needs a top up throughout the day, but please remember to put your child's name on any bottles of cream. Please also remember that they will need to apply it themselves and they are not to share their cream with friends.

<b>Literacy</b> We have continued with our work about The Great Fire of London. We started the week by writing speech bubbles from people who were there at the time, such as, Samuel Pepyes, Thomas Farriner or King Charles II. We have also watched a video showing what the streets of 17 <sup>th</sup> Century London would have looked like and we thought about what we might be able to see, hear, smell and feel if we were there during the fire.	<b>Numeracy</b> We have continued to learn about fractions. We have been looking at the equivalence between one half and two quarters. We have also been learning how to find three quarters and how to count in fractions.	<b>Topic</b> We built our own little Tudor houses out of paper and burned some of them in our school fire pit! We started our RSE (Relationships and Sex Education) by looking at how babies grow into adults and the things we are able to do at different stages. We have continued to enjoy PE sessions, both indoors and outdoors.
--	--	---

## Homework

<b>Reading</b> Please read with your child as often as possible and write any comments in the record book.	<b>CLIC Learn-it's</b> Our learn-it's are: $5 + 9 = 14$ $6 + 9 = 15$ $1 \times 2 = 2$ $2 \times 2 = 4$
<b>Spelling</b> If your child is in Mrs Godfrey's group, their spellings are: down, now, how, town, towel.  If your child is in Mrs Rose's group, their spellings are : seat, bead, read, meat, treat.  If your child is in Miss Jordan's group, their spellings are: eye, could, should, would, who.	<b>Literacy</b> Please complete the reading comprehension task below.

If your child is in Mr Killick's group their spellings are: only, both, volunteer, cheer, peer.	
---	--

## Reading Challenge!

# A Country Walk



## Introduction

In this text you will be reading about going on a country walk. The first page tells you about maps, then there is a map of the country walk that you will be following.

Find this map, and point to the Car Park where the walk starts. Then follow the arrows with your finger all the way round. Make sure that you look at the box in the corner of the page, which has pictures or symbols in it.

## Practice questions

A On the map, where does the walk start?

Tick **one**.

at the farm

☐

at the Car Park

☐

at the castle

☐

at the Old Mill  
Pond

☐


B Where is the box with the pictures or symbols in it?

---

## Maps

A map is a picture of the land drawn from above.

Some maps have pictures or symbols drawn on them. These show where things such as woods, rivers or roads are.



- 1 A map is like a picture of the land drawn from

Tick **one**.

below.	<input type="checkbox"/>	in front.	<input type="checkbox"/>
above.	<input type="checkbox"/>	the side.	<input type="checkbox"/>

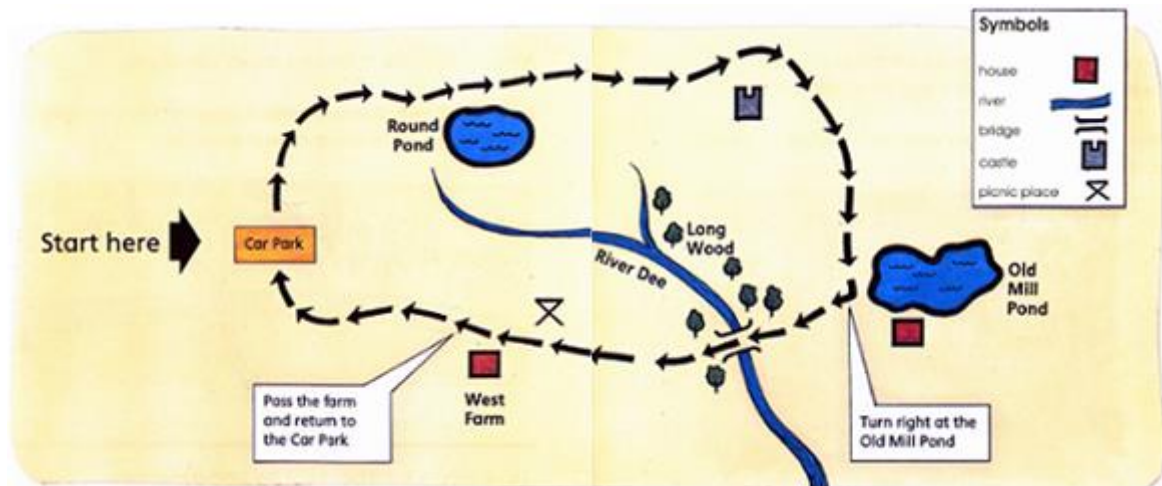
- 2 Which **three** things does it say that the symbols on maps can show?

1. \_\_\_\_\_

2. \_\_\_\_\_

3. \_\_\_\_\_

## Country walk



3 Where do you go next after Round Pond?

Tick **one**.

to the castle

☐

to the Car Park

☐

to the River  
Dee

☐

to West Farm

☐

4 Where does the map say you turn right?

---

5 What is the name of the river on the map?

---

6 Where is the picnic place?

Tick **one**.

near Round  
Pond

☐

in the Car Park

☐

by West Farm

☐

near the Old Mill  
Pond

☐

## About the walk

The walk takes about 2 hours. It is not too hilly, but there can be mud. It is best to wear strong shoes or boots.

There is a picnic place near West Farm. The farm also sells cold drinks.



7 Why is it best to wear strong shoes or boots?

---

8 What can you buy at West Farm?

Tick **one**.



flowers

☐

butter

☐

drinks

☐

eggs

☐

### What to look for

If you follow the walk there is plenty to see. In Long Wood you might see rabbits or birds.

In spring, there are bluebells and other wild flowers by the castle. In winter, there are holly berries. Along the River Dee you can watch people fishing.



9 *If you follow the walk there is plenty to see.*

What does the word *plenty* mean?

---

10 What grows by the castle **in winter**?

Tick **one**.

bluebells

☐

nuts

☐

wild flowers

☐

holly  
berries

☐

## The castle

Newton Castle is 600 years old. Not much of the castle is left. You can tell where the kitchens were because you can still see where the great fires were lit.

There are steps going up  
inside the thick stone walls.



## The old mill

There used to be a mill next to the Old Mill Pond. People carried corn there to be made into flour.

The mill once had a  
large water wheel.



11 In the castle, where were the great fires lit?

Tick **one**.

in the kitchens

☐

on the steps

☐

in the bedrooms

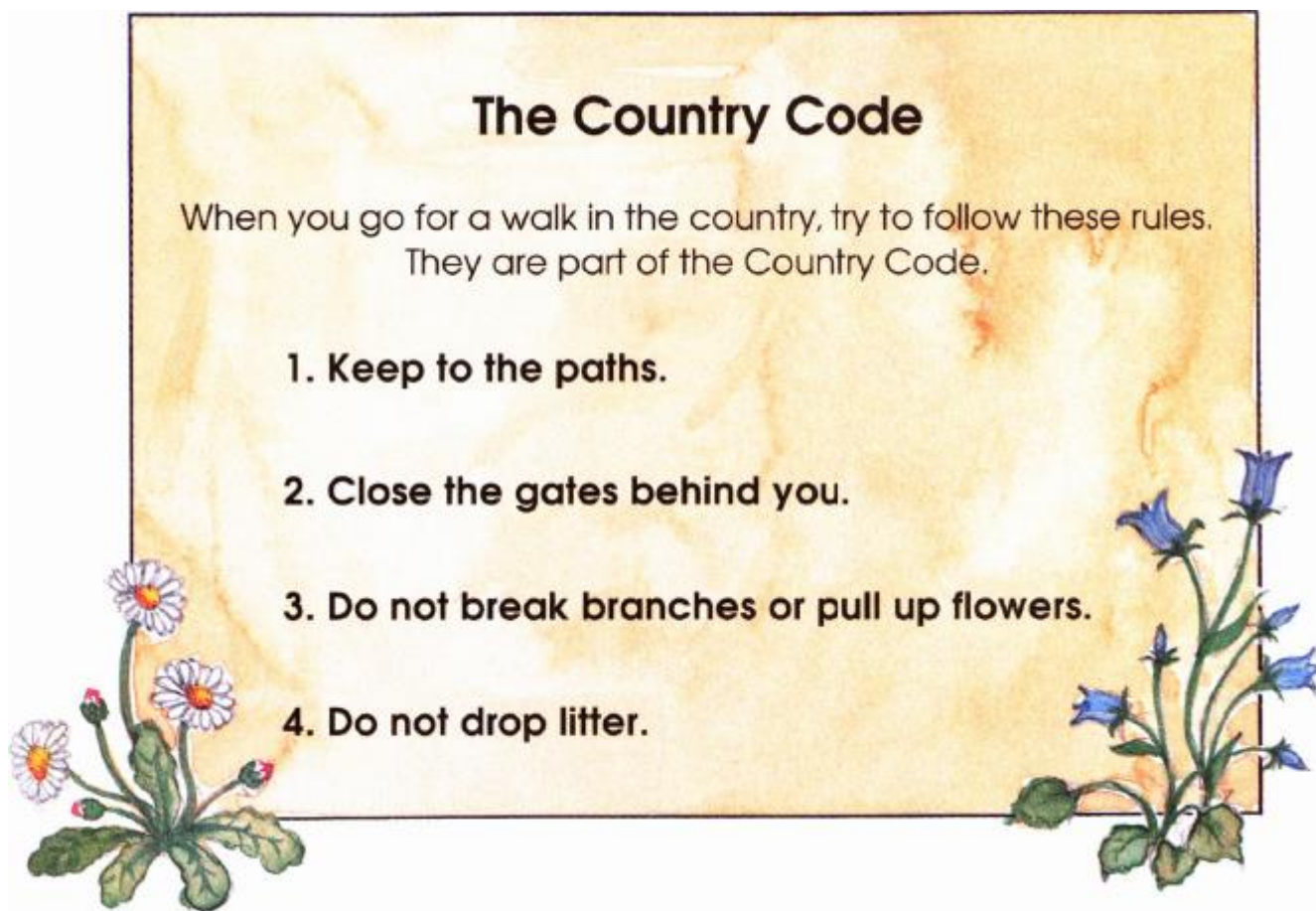
☐

by the Old Mill  
Pond

☐

12 Where did the mill use to be?

---



13 What are these rules for the countryside called?

---

14 What should you shut behind you on a walk?

---



15 You should not drop

Tick **one**.

flowers.

☐

litter.

☐

gates.

☐

berries.

☐

## Topic Homework Activities

These activities are optional, so you DO NOT HAVE TO do them with your child. However, you might enjoy doing some of them. If you do decide to complete any, we will be more than happy to mark them. 😊

1. In science, we have learned about different life cycles. Can you draw the life cycle of a creature you have imagined? Challenge yourself by labelling all the changes that happen to your creature - be imaginative!
2. In history, we are learning about the Great Fire of London. There is a famous song called 'London's Burning'. Can you learn this song and perform it to an adult? If you would like to share this with your class, please ask your teacher!
3. In school, we are learning about changes to our bodies as we grow up. Can you find a photo of you as a baby and take a photo of you now, and identify and label what has changed?
4. In geography, we are learning about continents and oceans. Log onto the internet with an adult and load this webpage: <https://www.dkfindout.com/uk/earth/continents/>. Can you discuss, with an adult, what differences you think there might be between the continents and the people, creatures and plants that live on the different continents?